

ELYSIAN

Per saperne di più
More information



Fatti ispirare con un click
Get inspired with a click



www.mirage.it

I campioni fotografati servono a dare un'idea indicativa del prodotto, colori e strutture non hanno nessun valore impegnativo. _ The samples photographed are intended to give an approximate idea of the product; the colours and textures shown are not binding. _ Die abgebildeten Muster sollen eine Vorstellung von dem Produkt vermitteln, Farben und Formen sind nicht verbindlich. _ Les échantillons sur photos servent à transmettre une idée du produit, des couleurs et des structures. Ils ne sont donnés qu'à titre indicatif et n'engagent pas le producteur. _ Las muestras fotografiadas sirven para dar una idea indicativa del producto, por lo que ni los colores ni las estructuras son vinculantes.

ELYSIAN

timeless surfaces

DESIGN LINKS

**ELYSIAN È UN
VERO E PROPRIO
LABORATORIO DI
SOLUZIONI PER
APPLICAZIONI IN
INDOOR E OUTDOOR.**


Una raccolta
unica delle pietre
più conosciute
ed utilizzate in
architettura, portate
al loro massimo
livello estetico.

en / ELYSIAN IS A REAL LAB
FOR INDOOR AND OUTDOOR
APPLICATIONS.

A unique collection of the
best-known stones used in
architecture, elevated to their
highest aesthetic potential.

de / ELYSIAN IST EIN WAHRES
LÖSUNGSLABOR FÜR
ANWENDUNGEN IM INDOOR-
UND OUTDOOR-BEREICH.

Eine einmalige Sammlung der
bekanntesten und am häufigsten
in der Architektur eingesetzten
Steine, die hier auf ihr höchstes
ästhetisches Niveau gehoben
werden.



fr / ELYSIAN EST UN VÉRITABLE
LABORATOIRE DE SOLUTIONS
POUR DES APPLICATIONS EN
INTÉRIEUR ET EN EXTÉRIEUR.

Un assortiment unique des pierres
les plus connues et utilisées en
architecture, conduites à leur
niveau esthétique maximal.

es / ELYSIAN ES UN VERDADERO
LABORATORIO DE SOLUCIONES
PARA APLICACIONES EN
INTERIORES Y EXTERIORES.

Una colección única de las piedras
más conocidas y utilizadas en
arquitectura, llevadas a su máximo
nivel estético.

中國 / ELYSIAN 是一个真正的室内和室外应用解决方案系列。这个独特的系列仿造了建筑中最著名和最常用的多种石材纹理，达到最高水平的美观效果。

ELYSIAN

timeless surfaces

UN'ESTETICA MINIMAL MA RICCA DI DETTAGLI SUPERFICIALI E MATERICI: EQUILIBRIO DEI COLORI, DELICATE SFUMATURE, RIFLESSI ED EFFETTI MINERALI CARATTERIZZANO OGNI SINGOLO RIFERIMENTO, PER UNA PERFETTA COMBINAZIONE TRA ARMONIA GRAFICA E COMPLESSITÀ CROMATICA.

en / A minimal look but rich in surface and material details: balanced colours, delicate nuances, and reflections and mineral effects characterise every single reference, for a perfect combination of harmonious graphics and complex colours.

fr / Une esthétique minimaliste mais riche en détails superficiels et matériels : l'équilibre des couleurs, les nuances délicates, les reflets et les effets minéraux caractérisent chacune des références, pour une combinaison parfaite entre harmonie graphique et complexité chromatique.

中國 / 外观简约，但表面和材料细节极为丰富：色彩的平衡、细腻的深浅渐变、反射和矿物效果是每一款产品的特征，实现图形和谐与色彩复杂性的完美结合。

de / Eine minimalistische Optik, die aber durch eine Fülle an oberflächlichen und materiellen Details bereichert wird: Jedes einzelne Element zeichnet sich durch die Ausgewogenheit der Farben, zarten Nuancen, Reflexe und mineralischen Effekte aus, das Ergebnis ist eine vollendete Kombination zwischen grafischer Harmonie und farblicher Komplexität.

es / Una estética minimalista, pero rica en detalles superficiales y materiales: el equilibrio de los colores, los delicados matices, los reflejos y los efectos minerales constituyen su común denominador y permiten lograr una combinación perfecta de armonía gráfica y complejidad cromática.



ELYSIAN

timeless surfaces

— EY 01

— EY 02

— EY 03

— EY 09

— EY 04

— EY 05

— EY 07

— EY 08

8 COLORI \ COLORS

9 FORMATI \ SIZES

3 SUPERFICI \ FINISHES

Naturale \ Natural

Spazzolata

Strutturata \ Structured

▶ 12 MM ◀

1620x3240 \ 63³/₄"x127¹/₂"

▶ 6 MM ◀

1200x2780 \ 48"x110"

600x1200 \ 24"x48"

▶ 9 MM ◀

800x1600 \ 31¹/₂"x63"

1200x1200 \ 48"x48"

600x1200 \ 24"x48"

800x800 \ 31¹/₂"x31¹/₂"

600x600 \ 24"x24"

300x600 \ 12"x24"

▶ 20 MM ◀ EVO_2/E™

1200x1200 \ 48"x48"

600x1200 \ 24"x48"

300x1200 \ 12"x48"

800x800 \ 31¹/₂"x31¹/₂"

600x600 \ 24"x24"

MEDITERRANEA

DESERT STONE

BEIGE CATALAN

GOLD CATALAN

GRIS CATALAN

SAASTAL

TRAVERTINO LIGHT

TRAVERTINO DARK

MEDITERRANEA
EY 01



Floor ▾
Mediterranea EY 01 NAT SQ
600x600 / 24"x24"

Wall ▸
Mediterranea EY 01 SP SQ
1200x2780 / 48"x110"

MEDITERRANEA
EY 01



Indoor Floor ▾
Mediterranea EY 01 NAT SQ
600x600 / 24"x24"

Outdoor Floor ▾
Mediterranea EY 01 ST SQ
600x600 / 24"x24"

Wall ▶
Mediterranea EY 01 SP SQ
1200x2780 / 48"x110"

MEDITERRANEA
EY 01




Floor ▾
Clay Trust CL 07 SP SQ
1200x1200 / 48"x48"

Wall ▶
Arrow Mediterranea EY 01 SP SQ
1200x2780 / 48"x110"

Table
Jolie
Calacatta Select JL 02 LUC

DESERT STONE
EY 02



Floor ▾
Desert Stone EY 02 NAT SQ
600x600 / 24"x24"

Wall ▸
Desert Stone EY 02 SP SQ
1200x2780 / 48"x110"

Wall and Bench
Norr Öken RR 08 NAT SQ
1200x2780 / 48"x110"



Floor ⇄
Desert Stone EY 02 NAT SQ
600x600 / 24"x24"

Wall ▶
Desert Stone EY 02 SP SQ
1200x2780 / 48"x110"


Wall and Bench
Norr Öken RR 08 NAT SQ
1200x2780 / 48"x110"



DESERT STONE
EY 02




DESERT STONE
EY 02

Floor 
Desert Stone EY 02 NAT SQ
800x1600 / 31½"x63"



BEIGE CATALAN
EY 03



Floor ▾
Beige Catalan EY 03 SP SQ
800x800 / 31½"x31½"

Wall ▶
Beige Catalan EY 03 SP SQ
1200x2780 / 48"x110"

Tables
Wanderlust
Onice Brown WA 03 LUC

BEIGE CATALAN
EY 03

Floor ≡
Beige Catalan EY 03 SP SQ
800x800 / 31½"x31½"

Wall ▶
Beige Catalan EY 03 SP SQ
1200x2780 / 48"x110"

Tables
Wanderlust
Onice Brown WA 03 LUC



BEIGE CATALAN
EY 03


Outdoor Floor ▾
Beige Catalan EY 03 ST SQ
600x1200 / 24"x48"

Indoor Floor ▾
Beige Catalan EY 03 NAT SQ
600x1200 / 24"x48"

Tables
Norr Grus RR 09 NAT



GRIS CATALAN
EY 04



Floor ▾
Gris Catalan EY 04 SP SQ
1200x1200 / 48"x48"

Wall ▶
Gris Catalan EY 04 SP SQ
1200x2780 / 48"x110"

Wanderlust Agata Multicolor WA 09 LUC SQ
1200x2780 / 48"x110"



Floor 21 - Roof pool
Floor 20 - Solarium & Gym
Floor 19 - Spa & Wellness
Floor 18 - Rooms
Floor 17 - Lobby & Restaurant


GRIS CATALAN
EY 04

Floor ➤
Gris Catalan EY 04 SP SQ
1200x1200 / 48"x48"

Wall ▶
Gris Catalan EY 04 SP SQ
1200x2780 / 48"x110"

Wanderlust Agata Multicolor WA 09 LUC SQ
1200x2780 / 48"x110"

SAASTAL
EY 05



Floor ▾
Saastal EY 05 SP SQ
800x800 / 31½"x31½"

Wall ▸
Saastal EY 05 NAT SQ
300x600 / 12"x24"

Bench
Norr Grus RR 09 NAT

SAASTAL
EY 05

Floor

Saastal EY 05 SP SQ
800x800 / 31½"x31½"


Wall

Saastal EY 05 NAT
300x600 / 12"x24"
Norr Grus RR 09 NAT SQ
1200x2780 / 48"x110"

Bench

Norr Grus RR 09 NAT

TRAVERTINO LIGHT
EY 07




Floor ▾
Travertino Light EY 07 NAT SQ
600x1200 / 24"x48"

Wall ▸
Travertino Light EY 07 SP SQ
1200x2780 / 48"x110"

Vanity unit
Bathmood
Travertino Light EY 07 SP
Glocal Sugar GC 07 SP



TRAVERTINO LIGHT
EY 07



Floor ≡
Travertino Light EY 07 NAT SQ
600x1200 / 24"x48"

Wall ≡
Travertino Light EY 07 SP SQ
1200x2780 / 48"x110"

Vanity unit
Bathmood
Travertino Light EY 07 SP
Glocal Sugar GC 07 SP

TRAVERTINO LIGHT EY 07



Floor ▾
Travertino Light EY 07 NAT SQ
600x1200 / 24"x48"

Wall ▸
Travertino Light EY 07 SP SQ
1200x2780 / 48"x110"

TRAVERTINO LIGHT
EY 07




Outdoor Floor ▾
Travertino Light EY 07 ST SQ EVO_2/E 20 mm
600x1200 / 24"x48"

Indoor Floor ▾
Travertino Light EY 07 NAT SQ
600x1200 / 24"x48"




Floor ⇄
Viceversa Alba VV 07 SP SQ
1200x1200 / 48"x48"

Wall ▶
Line Travertino Light EY 07 SP SQ
1200x2780 / 48"x110"



TRAVERTINO LIGHT
EY 07

TRAVERTINO DARK
EY 08



Floor ▾
Travertino Dark EY 08 NAT SQ
600x1200 / 24"x48"

Wall façade ▸
Travertino Dark EY 08 SP SQ
1200x2780 / 48"x110"
Wanderlust
Saint Laurent WA 07 LUC SQ
1200x2780 / 48"x110"

Bench
Travertino Dark EY 08 SP
Wanderlust
Saint Laurent WA 07 LUC



Floor ▾
 Travertino Dark EY 08 NAT SQ
 600x1200 / 24"x48"


Wall ▶
 Travertino Dark EY 08 SP SQ
 1200x2780 / 48"x110"

Bench & Table
 Travertino Dark EY 08 SP
 Wanderlust
 Saint Laurent WA 07 LUC



TRAVERTINO DARK
 EY 08

GOLD CATALAN
EY 09



Floor ≡
Gold Catalan EY 09 NAT SQ
600x600 / 24"x24"

Wall ▸
Gold Catalan EY 09 SP SQ
1200x2780 / 48"x110"

Counter
Gold Catalan EY 09 SP



GOLD CATALAN
EY 09

Floor ▾
Gold Catalan EY 09 NAT SQ
600x600 / 24"x24"

Wall ▶
Gold Catalan EY 09 SP SQ
1200x2780 / 48"x110"

Counter
Gold Catalan EY 09 SP

MEDITERRANEA

EY 01

12 mm
1620x3240 / 63¾"x127½"
SP NO SQ

6 mm
1200x2780 / 48"x110"
SP SQ

Line
1200x2780 / 48"x110"
SP SQ

Arrow
1200x2780 / 48"x110"
SP SQ

600x1200 / 24"x48"
SP SQ

9 mm
800x1600 / 31½"x63"
SP SQ

1200x1200 / 48"x48"
SP SQ - ST SQ

600x1200 / 24"x48"
NAT SQ - SP SQ - ST SQ

800x800 / 31½"x31½"
SP SQ

600x600 / 24"x24"
NAT SQ - SP SQ

300x600 / 12"x24"
NAT SQ - SP SQ

20 mm
600x1200 / 24"x48"
ST SQ

800x800 / 31½"x31½"
ST SQ

600x600 / 24"x24"
ST SQ

Stucchi consigliati

Recommended grouts

KERAKOLL	20	
MAPEI	111 Grigio Argento	
LATICRETE	85 Almond	



DESERT STONE

EY 02

12 mm
1620x3240 / 63¾"x127½"
SP NO SQ

6 mm
1200x2780 / 48"x110"
SP SQ

Line
1200x2780 / 48"x110"
SP SQ

Arrow
1200x2780 / 48"x110"
SP SQ

600x1200 / 24"x48"
SP SQ

9 mm
800x1600 / 31½"x63"
SP SQ

1200x1200 / 48"x48"
SP SQ - ST SQ

600x1200 / 24"x48"
NAT SQ - SP SQ - ST SQ

800x800 / 31½"x31½"
SP SQ

600x600 / 24"x24"
NAT SQ - SP SQ

300x600 / 12"x24"
NAT SQ - SP SQ

20 mm
1200x1200 / 48"x48"
ST SQ

600x1200 / 24"x48"
ST SQ

800x800 / 31½"x31½"
ST SQ

600x600 / 24"x24"
ST SQ

Stucchi consigliati

Recommended grouts

KERAKOLL	43	
MAPEI	110 Manhattan 2000	
LATICRETE	85 Almond	



BEIGE CATALAN

EY 03

- ▶ 12 mm ◀
1620x3240 / 63¾"x127½"
SP NO SQ

- ▶ 6 mm ◀
1200x2780 / 48"x110"
SP SQ
▶ 600x1200 / 24"x48"
SP SQ

- ▶ 9 mm ◀
1200x1200 / 48"x48"
SP SQ - ST SQ
▶ 600x1200 / 24"x48"
NAT SQ - SP SQ - ST SQ
800x800 / 31½"x31½"
SP SQ
600x600 / 24"x24"
NAT SQ - SP SQ
300x600 / 12"x24"
NAT SQ - SP SQ

- ▶ 20 mm ◀
600x1200 / 24"x48"
ST SQ
800x800 / 31½"x31½"
ST SQ
600x600 / 24"x24"
ST SQ

Stucchi consigliati

Recommended grouts

KERAKOLL	43	
MAPEI	111 Grigio Argento	
LATICRETE	90 Light Pewter	



GOLD CATALAN

EY 09




- ▶ 6 mm ◀
1200x2780 / 48"x110"
SP SQ
▶ 600x1200 / 24"x48"
SP SQ

- ▶ 9 mm ◀
1200x1200 / 48"x48"
SP SQ - ST SQ
▶ 600x1200 / 24"x48"
NAT SQ - SP SQ - ST SQ
800x800 / 31½"x31½"
SP SQ
600x600 / 24"x24"
NAT SQ - SP SQ
300x600 / 12"x24"
NAT SQ - SP SQ

- ▶ 20 mm ◀
1200x1200 / 48"x48"
ST SQ
600x1200 / 24"x48"
ST SQ
800x800 / 31½"x31½"
ST SQ
600x600 / 24"x24"
ST SQ

Stucchi consigliati

Recommended grouts

KERAKOLL	43	
MAPEI	132 Beige 2000	
LATICRETE	23 Antique White	



GRIS CATALAN

EY 04

- ▼ 6 mm
- ▶ 1200x2780 / 48"x110"
- ▶ SP SQ
- ▼ 9 mm
- ▶ 1200x1200 / 48"x48"
- ▶ SP SQ - ST SQ
- ▶ 600x1200 / 24"x48"
- ▶ NAT SQ - ST SQ
- ▶ 800x800 / 31½"x31½"
- ▶ SP SQ
- ▶ 600x600 / 24"x24"
- ▶ NAT SQ
- ▶ 300x600 / 12"x24"
- ▶ NAT SQ
- ▼ 20 mm
- ▶ 600x1200 / 24"x48"
- ▶ ST SQ
- ▶ 800x800 / 31½"x31½"
- ▶ ST SQ
- ▶ 600x600 / 24"x24"
- ▶ ST SQ

Stucchi consigliati

Recommended grouts

KERAKOLL	08	
MAPEI	112 Grigio Medio	
LATICRETE	78 Sterling Silver	






SAASTAL

EY 05

- ▼ 9 mm
- ▶ 1200x1200 / 48"x48"
- ▶ SP SQ
- ▶ 600x1200 / 24"x48"
- ▶ NAT SQ - ST SQ
- ▶ 800x800 / 31½"x31½"
- ▶ SP SQ
- ▶ 600x600 / 24"x24"
- ▶ NAT SQ
- ▶ 300x600 / 12"x24"
- ▶ NAT SQ
- ▼ 20 mm
- ▶ 600x1200 / 24"x48"
- ▶ ST SQ
- ▶ 800x800 / 31½"x31½"
- ▶ ST SQ
- ▶ 600x600 / 24"x24"
- ▶ ST SQ

Stucchi consigliati

Recommended grouts

KERAKOLL	08	
MAPEI	113 Grigio Cemento	
LATICRETE	78 Sterling Silver	



TRAVERTINO LIGHT EY 07

12 mm
1620x3240 / 63¾"x127½"
SP NO SQ

6 mm
1200x2780 / 48"x110"
SP SQ

Line
1200x2780 / 48"x110"
SP SQ
600x1200 / 24"x48"
SP SQ

9 mm
800x1600 / 31½"x63"
SP SQ

1200x1200 / 48"x48"
SP SQ - ST SQ

600x1200 / 24"x48"
NAT SQ - SP SQ - ST SQ

800x800 / 31½"x31½"
SP SQ

600x600 / 24"x24"
NAT SQ - SP SQ

300x600 / 12"x24"
NAT SQ - SP SQ

20 mm
1200x1200 / 48"x48"
ST SQ

600x1200 / 24"x48"
ST SQ

300x1200 / 12"x48"
ST SQ

Stucchi consigliati

Recommended grouts

KERAKOLL	43	
MAPEI	111 Grigio Argento	
LATICRETE	85 Almond	



TRAVERTINO DARK EY 08

6 mm
1200x2780 / 48"x110"
SP SQ

9 mm
1200x1200 / 48"x48"
SP SQ

600x1200 / 24"x48"
NAT SQ

800x800 / 31½"x31½"
SP SQ

600x600 / 24"x24"
NAT SQ

300x600 / 12"x24"
NAT SQ

20 mm
600x1200 / 24"x48"
ST SQ

20 mm

Stucchi consigliati

Recommended grouts

KERAKOLL	08	
MAPEI	112 Grigio Medio	
LATICRETE	78 Sterling Silver	



ELYSIAN

timeless surfaces

LINE and ARROW

UNA PROPOSTA
DECORATIVA CHE ESALTA
LE SUPERFICI, PER UN
EFFETTO DALLA PROFONDITÀ
SORPRENDENTE.

An appealing decoration that
adds surprising depth to
surfaces.



FORMATO - SIZE
1200x2780 / 48"x110"
± 6 mm

SUPERFICIE - FINISH
SP: Spazzolato

LINE

Mediterranea EY 01 SP SQ



Desert Stone EY 02 SP SQ



Travertino Light EY 07 SP SQ



ARROW

Mediterranea EY 01 SP SQ



Desert Stone EY 02 SP SQ



RIASSUNTIVO FORMATI E IMBALLI

Summary of sizes and packaging
 Übersicht über Formate und Verpackungen
 Récapitulatif formats et emballages
 Sinóptico de formatos y embalajes
 规格和包装概述

		FORMATI - SIZES								
Spessore - Thickness		± 12 mm	± 6 mm	± 6 mm	± 6 mm	± 6 mm	± 9 mm	± 9 mm	± 9 mm	± 9 mm
Superficie - Finish		SP NO SQ	SP SQ	SP SQ	SP SQ	SP SQ	SP SQ	SP SQ	ST SQ	NAT SQ
	Mediterranea EY 01	BWG1	AXG8	BFZ4	BGY8	BTM7	BNB9	AXE8	AYF5	AWQ7
	Desert Stone EY 02	BWG2	AXG9	BFZ6	BGB6	BTN0	BNC1	AXE9	AYF6	AWQ8
	Beige Catalan EY 03	BWG3	AXH0	-	-	BTN3	-	AXF0	AYS1	AWQ9
	Gris Catalan EY 04	-	AXH1	-	-	-	-	AXF1	AYX4	AWR0
	Saastal EY 05	-	-	-	-	-	-	AXF2	-	AWR1
	Travertino Light EY 07	BWB9	AXH2	BFM5	-	BTN6	BNC3	AXF4	BUJ3	AWR3
	Travertino Dark EY 08	-	AXH3	-	-	-	-	AXF5	-	AWR4
	Gold Catalan EY 09	-	BAH3	-	-	BTN9	-	BAH6	BAO8	AZZ2

	Peso lordo per scatola Gross weight per box Bruttogewicht pro Karton Poids brut par boîte Peso bruto por caja	30,78	55,93	62,15	62,75	30,34
	Pezzi per scatola Pieces for box Stück pro Karton Pièces pour boîte Piezas por caja	3	2	2	2	2
	mq. scatola mq. box mq. Karton mq. boîte mq. caja	2,16	2,56	2,88	2,88	1,44
	Scatole / full pallet Boxes / full pallet Stück / volle Palette Pièces / palette complete Cajas / pallet completo	25	16	20	20	35
	mq./pallet	54,00	40,96	57,60	57,60	50,40

Please refer to mirage.it

		FORMATI - SIZES						
Spessore - Thickness		± 9 mm	± 9 mm	± 9 mm	± 9 mm	± 9 mm	± 9 mm	± 9 mm
Superficie - Finish		SP SQ	ST SQ	SP SQ	NAT SQ	SP SQ	NAT SQ	SP SQ
	BUA2	AXC5	AYH1	AWS3	BUB7	AWR5	BUN3	
	BUA3	AXC6	AYH4	AWS4	BUB8	AWR6	BUN4	
	BUA4	AXC7	AYH3	AWS5	BUB9	AWR7	BUN5	
	BUA9	BUN0	AYI5	AWS9	BUC3	AWS1	BUN6	
	BUB1	BAO4	BAH0	AZZ1	BUC5	AZZ0	BUN7	

29,56	29,91	26,73	22,48	22,08	25,85	25,58
2	2	2	3	3	7	7
1,44	1,44	1,28	1,08	1,08	1,26	1,26
35	35	48	40	40	40	40
50,40	50,40	61,44	43,20	43,20	50,40	50,40

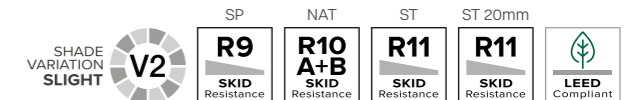
		FORMATI - SIZES				
Spessore - Thickness		± 20 mm	± 20 mm	± 20 mm	± 20 mm	± 20 mm
Superficie - Finish		ST SQ	ST SQ	ST SQ	ST SQ	ST SQ
	BVD7	AYE3	-	AXX2	AXH7	
	BVD8	BAO5	-	BAO6	BAI3	

31,83	32,00	28,50	31,38
1	2	1	2
0,72	0,72	0,64	0,72
35	36	42	30
25,20	25,92	26,88	21,60

Please refer to mirage.it












SUPERFICI - FINISHES



NAT: Naturale - Natural ST: Strutturata - Structured SP: Spazzolata






RIASSUNTIVO FORMATI E IMBALLI

Summary of sizes and packaging
 Übersicht über Formate und Verpackungen
 Récapitulatif formats et emballages
 Sinóptico de formatos y embalajes
 规格和包装概述

			
		Mosaico 36T* 300x300 12"x12"	Layer* 300x600 12"x24"
DECORI - DECORS			
Superficie - Finish		NAT	NAT
	Mediterranea EY 01	BAT8	BAX8
	Desert Stone EY 02	BAT9	BAX7
	Beige Catalan EY 03	BAU0	BAY0
	Gris Catalan EY 04	BAU1	BAY1
	Saastal EY 05	BAU2	BAX9
	Travertino Light EY 07	BAU3	BAY2
	Travertino Dark EY 08	BAU4	BAY3
	Gold Catalan EY 09	BAU5	BAY4
	Pezzi per scatola Pieces for box Stück pro Karton Pièces pour boîte Piezas por caja	6	4

						
		Battiscopa** 72x600 27/8"x24"	72x800 27/8"x31 1/2"			
		300x600 12"x24"	330x800 13 1/5"x31 1/2"			
			330x1200 13 1/5"x48"			
PEZZI SPECIALI - SPECIAL PIECES						
		NAT	SP	NAT	SP	NAT
		BAW9	BAW2	BAS1	BAR3	BAS9
		BAX0	BAW3	BAS2	BAR4	BAT0
		BAX1	BEN6	BAS3	BAR5	BAT1
		BAX2	BAW4	BAS4	BAR6	BAT2
		BAX3	BAW5	BAS5	BAR7	BAT4
		BAX4	BAW6	BAS6	BAR8	BAT5
		BAX5	BAW7	BAS7	BAR9	BAT6
		BAX6	BAW8	BAS8	BAS0	BAT7
		10	10	7	7	4

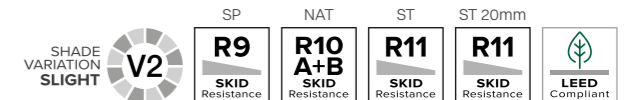
								
		Gradino B 330x600 13 1/5"x24"	330x800 13 1/5"x31 1/2"	330x1200 13 1/5"x48"				
			Gradino B Ang. 330x330 13 1/5"x13 1/5"	330x330 13 1/5"x13 1/5"				
				Gradino G 300x600 12"x24"				
				330x800 13 1/5"x31 1/2"				
		NAT	SP	NAT	NAT	SP	NAT	SP
		BAP7	BAN6	BAQ5	BAO9	BAM8	BAV4	BAU6
		BAP8	BAN7	BAQ6	BAP0	BAM9	BAV5	BAU7
		BAP9	BAN8	BAQ7	BAP1	BAN0	BAV6	BAU8
		BAQ0	BAN9	BAQ8	BAP2	BAN1	BAV7	BAU9
		BAQ1	BAO0	BAQ9	BAP3	BAN2	BAV8	BAV0
		BAQ2	BAO1	BAR0	BAP4	BAN3	BAV9	BAV1
		BAQ3	BAO2	BAR1	BAP5	BAN4	BAW0	BAV2
		BAQ4	BAO3	BAR2	BAP6	BAN5	BAW1	BAV3
		4	4	2	4	4	7	7

* Decoro su rete - Mesh-backed decoration

** Finitura a becco di civetta - One-round edge shaping

















SUPERFICI - FINISHES

NAT: Naturale - Natural ST: Strutturata - Structured SP: Spazzolata



ELYSIAN

STANDARD EN 14411 - G

	CARATTERISTICHE TECNICHE TECHNICAL DATA TECHNISCHE DATEN CARACTERISTIQUES TECHNIQUES CARACTERÍSTICAS TÉCNICAS ТЕХНИЧЕСКИЕ ХАРАКТЕРИСТИКИ 技术特征	NORMA STANDARD NORM NORME NORMA ЗНАЧЕНИЯ 标准	VALORI PRESCRITTI DALLE NORME EN 14411 - G INTERNATIONAL STANDARDS EN 14411 - G INTERNATIONALE NORMWERTE EN 14411 - G VALEURS PREVUES PAR LES NORMES EN 14411 - G VALORES PREVISTOS POR LAS NORMAS EN 14411 - G ПРЕДУСМОТРЕННЫЕ СТАНДАРТОМ EN 14411-G EN 14411 - G标准规定值	*VALORE MEDIO MIRAGE MIRAGE AVERAGE VALUE MIRAGE MITTELWERT VALEURS MOYEN MIRAGE VALOR MEDIO MIRAGE СРЕДНЕЕ ЗНАЧЕНИЕ MIRAGE MIRAGE平均值		
	CARATTERISTICHE DIMENSIONALI - SIZE CHARACTERISTICS - MASSEIGENSCHAFTEN DETERMINATION DES CARACTERISTIQUES DIMENSIONNELLES - CARACTERÍSTICAS DIMENSIONALES - РАЗМЕРНЫЕ ХАРАКТЕРИСТИКИ - 尺寸特征					
	LATI SIDES - SEITEN COTES - CANTOS РАЗМЕРЫ СТОРОН - 側边	EN ISO 10545-2	± 0,3% MAX (± 1,0 mm MAX)	CONFORME COMPLYING		
	SPESSORE THICKNESS - DICKE ÉPAISSEUR - ESPESOR ТОЛЩИНА - 厚度	EN ISO 10545-2	± 5,0% MAX (± 0,5 mm MAX)	CONFORME COMPLYING		
	RETTILINEITÀ DEGLI SPIGOLI STRAIGHTNESS OF SIDES - GERADLINIGKEIT DER KANTEN RECTITUDE DES ARETES - RECTIDUD DE LOS CANTOS КОСОУГОЛЬНОСТЬ - 边角平直度	EN ISO 10545-2	± 0,3% MAX (± 0,8 mm MAX)	CONFORME COMPLYING		
	ORTOGONALITÀ RECTANGULARITY - RECHTWINKLIGKEIT PERPENDICULARITÉ - ORTOGONALIDAD КРИВИЗНА СТОРОН - 直角度	EN ISO 10545-2	± 0,3% MAX (± 1,5 mm MAX)	CONFORME COMPLYING		
	PLANARITÀ SURFACE FLATNESS - EBENFLÄCHIGKEIT PLANEITE DE SURFACE - PLANEIDAD КРИВИЗНА ЛИЦЕВОЙ ПОВЕРХНОСТИ - 平整度	EN ISO 10545-2	± 0,4% MAX (± 1,8 mm MAX)	CONFORME COMPLYING		
	ASSORBIMENTO D'ACQUA WATER ABSORPTION - WASSERAUFNAHME ABSORPTION D'EAU - ABSORCIÓN DE AGUA ВОДОПОГЛОЩЕНИЕ - 吸水率	EN ISO 10545-3	≤ 0,5%	≤ 0,1%		
	RESISTENZA ALLA FLESSIONE FLEXION RESISTANCE - BIEGEFESTIGKEIT RESISTANCE A LA FLEXION - RESISTENCIA A LA FLEXIÓN ПРЕДЕЛ ПРОЧНОСТИ ПРИ ИЗГИБЕ - 抗弯强度	EN ISO 10545-4	S ≥ 700 N (< 7,5 mm) S ≥ 1.300 N (> 7,5 mm) R ≥ 35 N/mm².	≧ 6 mm: S≥1100N R≥45 N/mm² ≧ 9 mm: S≥2.400N R≥48 N/mm² ≧ 20 mm: S≥12.500N R≥48 N/mm²		
	RESISTENZA ALL'URTO IMPACT RESISTANCE - STOSSFESTIGKEIT RESISTANCE AUX CHOCES - RESISTENCIA A LOS GOLPES УДАРОСТОЙКОСТЬ - 抗冲击强度	EN ISO 10545-5	VALORE DICHIARATO DECLARED VALUE	> 0,80		
	RESISTENZA ALL'ABRASIONE ABRASION RESISTANCE - ABRIEBFESTIGKEIT RESISTANCE A L'ABRASION - RESISTENCIA A LA ABRASIÓN СТОЙКОСТЬ К ИСТИРАНИЮ - 耐磨强度	EN ISO 10545-6	≤ 175 mm³	< 150 mm³		
	COEFFICIENTE DI DILATAZIONE TERMICA LINEARE COEFFICIENT OF LINEAR THERMAL-EXPANSION - LINEARER WÄRMEAUDEHNUNGSKOEFFIZIENT COEFFICIENT DE DILATATION THERMIQUE LINEAIRE - COEFICIENTE DE DILATACIÓN TÉRMICA LINEAL КОЭФФИЦИЕНТ ЛИНЕЙНОГО ТЕРМИЧЕСКОГО РАСШИРЕНИЯ - 线性热膨胀系数	EN ISO 10545-8	—	α=6,6x10 ⁻⁶ °C ⁻¹		
	RESISTENZA AGLI SBALZI TERMICI RESISTANCE TO THERMAL SHOCKS - BESTÄNDIGKEIT GEGEN TEMPERATURSCHWANKUNGEN RESISTANCE AUX CHOCES THERMIQUES - RESISTENCIA A LOS CHOQUES TÉRMICOS СТОЙКОСТЬ К ПЕРЕПАДАМ ТЕМПЕРАТУРЫ - 耐热突变性	EN ISO 10545-9	TEST SUPERATO SECONDO EN ISO 10545-1 PASS ACCORDING EN ISO 10545-1	NESSUN DANNO NO DAMAGE		
	RESISTENZA AL GELO FROST RESISTANCE - FROSTBESTÄNDIGKEIT RESISTANCE AU GEL - RESISTENCIA AL HIELO МОРОЗОСТОЙКОСТЬ - 耐寒性	EN ISO 10545-12	TEST SUPERATO SECONDO EN ISO 10545-1 PASS ACCORDING EN ISO 10545-1	NESSUN DANNO NO DAMAGE		
	RESISTENZA ALL'ATTACCO CHIMICO RESISTANCE TO CHEMICALS - CHEMIKALIENBESTÄNDIGKEIT RESISTANCE A L'ATTAQUE CHIMIQUE - RESISTENCIA QUÍMICA ХИМИЧЕСКАЯ СТОЙКОСТЬ - 耐化学品作用	EN ISO 10545-13	B MIN.	A LA HA		
	RESISTENZA ALLE MACCHIE RESISTANCE TO STAINS - FLECKENBESTÄNDIGKEIT RESISTANCE AUX TACHES - RESISTENCIA A LAS MANCHAS УСТОЙЧИВОСТЬ К ПЯТНООБРАЗОВАНИЮ - 防污性	EN ISO 10545-14	VALORE DICHIARATO DECLARED VALUE	5		
	CESSIONE DI PIOMBO E CADMIO LEAD AND CADMIUM DISCHARGE - ABGABE VON BLEI UND CADMIUM PERTE DE PLOMB ET CADMIUM - CESIÓN DE PLOMO Y CADMIO ВЫДЕЛЕНИЕ СВИНЦА И КАДМИЯ - 铅和镉的排放	EN ISO 10545-15	VALORE DICHIARATO DECLARED VALUE	< AL LIMITE DI RILEVAMENTO < THAN INSTRUMENT LIMIT		
			NAT	ST	SP	ST 20mm
	DM 236/89 BCRA	> 0,40	> 0,40	> 0,40	> 0,40	> 0,40
	ANSI A326.3	Wet and Dry	≥ 0,42	≥ 0,55	≥ 0,42	≥ 0,55
	AS 4586	-	P3	-	P2	-
	DIN 51130	-	R10	R11	R9	R11
	DIN 51097	-	A+B	A+B+C	-	A+B+C
	UNE 41901	≥ CL1	CL2	CL3	CL1	CL3
	BS 7976 sl.96-4S	Wet and Dry	≥ 0,36	≥ 0,36	-	≥ 0,36
	BS 7976 sl.55-TRL	Wet and Dry	≥ 0,36	≥ 0,36	-	≥ 0,36
	SCIVOLOSITÀ SKID RESISTANCE - RUTSCHWERT GLISSANCE - ADHERENCIA СКОЛЬЗКОСТЬ - 防滑性					

Per i certificati specifici, contattare Mirage SpA - For specific certificates, please contact Mirage SpA - Für die speziellen Zertifikate wenden Sie sich bitte an Mirage SpA - Pour les certificats spécifiques, veuillez contacter Mirage SpA
Para los certificados específicos, contactar Mirage SpA - Для сертификатов обращайтесь в компанию Mirage SpA - 关于具体的证书, 请联系Mirage Spa公司

INSPIRING BETTER LIVING



Scan. Click. Follow.
Stay connected!



MIRAGE[®]
INSPIRING BETTER LIVING

Mirage Granito Ceramico S.p.a.

Uffici e Stabilimento

41026 - Pavullo (MO) ITALY
Via Giardini Nord, 225
Tel. +39 0536 29611
www.mirage.it

